


USAS Month-end Closing Checklist

This procedure outlines the steps for NWOCA districts to follow to close the USAS month-end

- [Month-End Closing](#)
- [Monthly Copy](#)
- [Monthly CD/Reports](#)
- [ADJUST](#)

Month-End Closing

1. Enter all transactions for the current month
2. Attempt to reconcile USAS records with your bank(s):
 - Perform bank reconciliation procedure
 - In the USAEMSEDT program, option 1, enter your cash reconciliation information
 - Run BALCHK , and Outstanding PODETL reports
 - Examine the MTD, YTD, and FYTD expenditure lines on BALCHK report (dollar amounts for cash, budget, & approp. acct's should all be identical for each line on report
 - Examine the MTD, YTD, and FYTD revenue lines on BALCHK report (dollar amounts for cash and revenue accounts should be identical for each line on report)
 - Compare Current Encumbered totals from the BALCHK and Outstanding PODETL reports. They should be identical..... **if not** execute the FIXENC to correct and regenerate BALCHK and compare totals. If the totals still do not balance contact NWOCA personnel for assistance.
 - Run FINSUMM, selecting "Y" to generate the FINDET report for comparison.

 This will cause the FINDET report to be generated with identical selection criteria as the FINSUMM and will determine if it balances with FINSUMM.

- The total will display on the screen when run is complete. Compare the total from the FINDET and FINSUMM, they should be identical


If all above steps are performed and totals all agree, you are in balance and may proceed.

3. *******Optional Step (SM1/SM2)******* From your *NORMAL account, run the SM2CALC program. The SM2CALC calculates the SM2 for the month, print the resulting report.

Monthly Copy

4. Log into your "B" account and at the menu prompt enter the command:

MENU>MONTHEND


 **BEWARE of anything the computer displays on your screen which contains the word "error"**
%COPY-E-OPENIN, error opening NBA:[GLORE.TEST]ACCT.IDX;2 as input -RMS-E-FLK, file currently locked by another user
THIS IS AN ERROR CONDITION AND THE USER SHOULD INFORM NWOCA IMMEDIATELY

Provided no messages appears in the form described above, the user may proceed.

Monthly CD/Reports

5. Log into your "B" account and at the menu prompt enter the command:

Menu>MONTHLYCD

 You will be prompted whether you want to generate the reports for NOW or LATER. (NOW would cause it to run immediately and LATER will run at night.) We recommend LATER to relieve load on the system during the day.



Please IGNORE the message at the end of the MONTHLYCD program that tells you to wait to run ADJUST until after MONTHLYCD has completed. This message is there for the benefit of the majority of the districts around the state who do not utilize monthly copy accounts. As long as you run MONTHLYCD from your "B" account you can set it run for later and still run ADJUST from your live account immediately.

- Upon completion of Monthly CD you will receive an email message in your "B" account; the reports will be accessible via the following URL

www.nwoca.org/fiscdrom/xx

-xx meaning the two character abbreviation used for your districts archive account

- 6. Please verify that the reports appear on the web page and are correct.
- 7. Generate any additional month-end reports from your "B" account

ADJUST

- 8. Log into your NORMAL account and run the ADJUST program.
 - Indicate to the program that you desire to perform month end processing and you are indeed completed with processing for that month. The ADJUST program will also automatically calculate your SM2 for the month.



YOU MUST NOT BE RUNNING ANY OTHER PROGRAMS FROM YOUR NORMAL ACCOUNT DURING THIS PROCESS (THAT INCLUDES THE WEB AND PAYROLL PROGRAMS!)

You are now closed for the month, proceed with your next month's financial transactions.