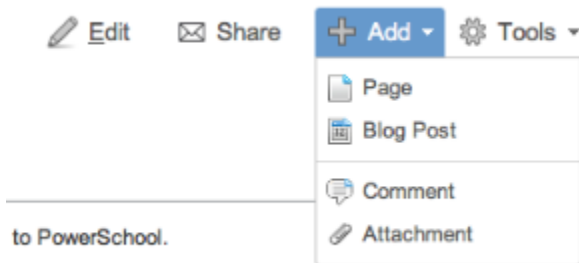


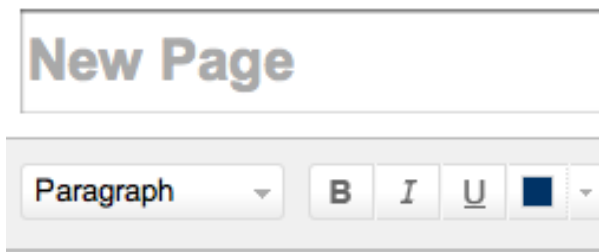
NWOCA Wiki Help

How to get started - Add a page

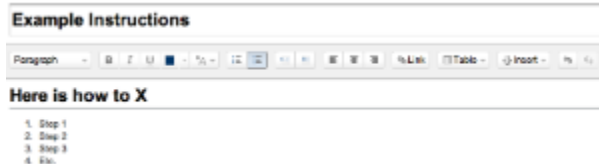
1. Add a new page



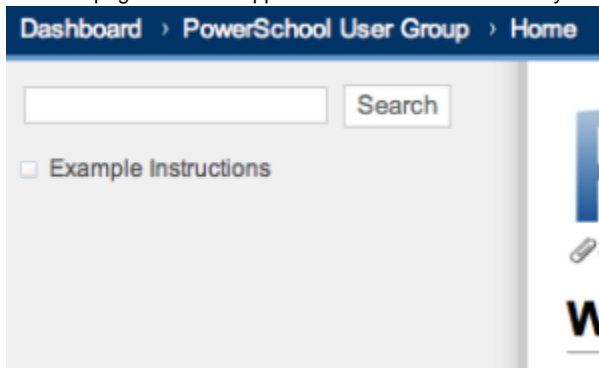
2. Enter a Page Name



3. Fill in the page using the WYSIWYG editor



4. Save the page and it will appear in the left sidebar for everyone to see.



Additional Instructions

- Using the editor
- Watching a Page (get emails when updated)
- Adding attachments
- Adding comments
- Viewing revision history

- Full Documentation